

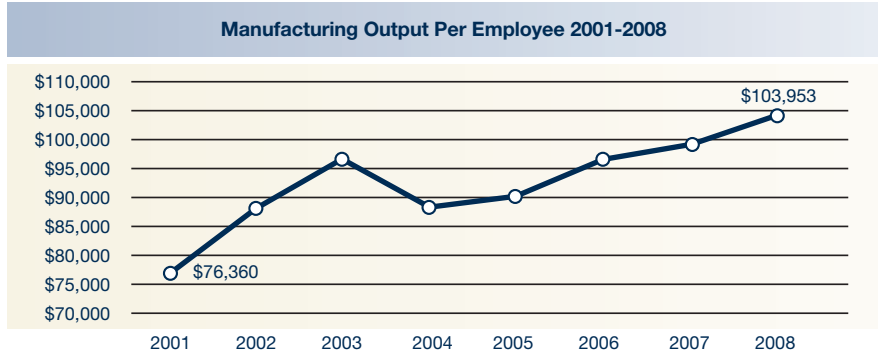
FACT SHEET

Manufacturing

South Carolina's manufacturing growth continues an evolution toward capital intensiveness driven by technological progress.

INDUSTRY TRENDS *Advancements in Engineering, Technology and Processes*

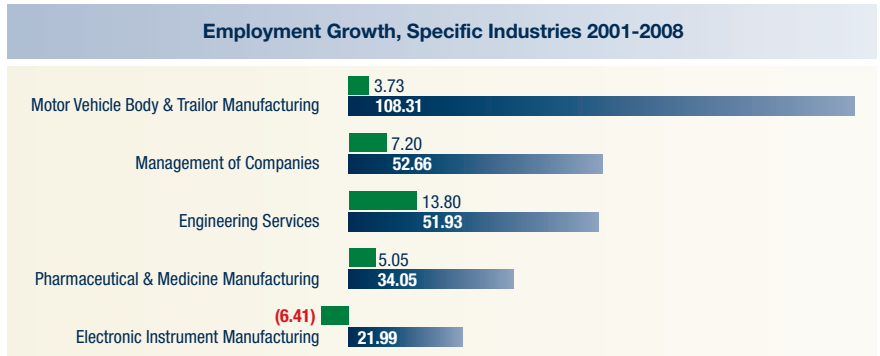
South Carolina's manufacturing industry experienced a 23 percent decline in employment yet a 5 percent gain in output from 2001 to 2008, showing a growing technology-centric, capital-intensive industry requiring a smaller yet higher-skilled labor force. This finding is particularly evident in the substantial increase in Manufacturing Output per employee.



(Sources: U.S. Department of Labor, Bureau of Labor Statistics and U.S. Department of Commerce, Bureau of Economic Analysis)

EMPLOYMENT *Gains in Advanced Manufacturing and Engineering*

South Carolina has experienced dramatic growth in a number of subsectors classified as Advanced Manufacturing, including chemical, electrical, automotive and pharmaceutical. When comparing the state to the United States average, South Carolina's growth exceeded the nation in all the subsectors in the chart to the right.



(Source: U.S. Department of Labor, Bureau of Labor Statistics)

EXPORTS *Adding Real Value to the State Economy*

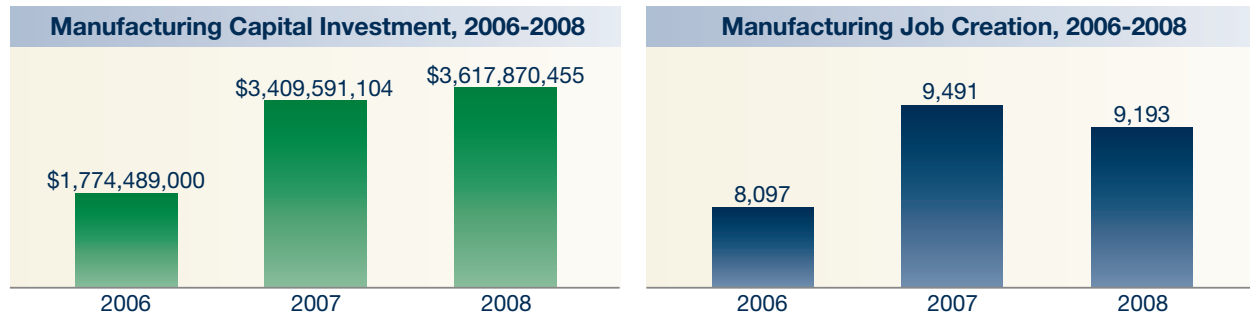
- The value of South Carolina exports has increased at a faster pace than the national average. From 2001 to 2008, total exports grew in South Carolina by 99 percent compared to a 78 percent growth in the United States.
- Manufacturing exports grew 98 percent between 2001 and 2008, from \$9.8 billion to \$19.3 billion.
- Sectors driving export growth include transportation equipment, machinery, chemicals, plastics and rubber and paper.



(Source: U.S. Department of Commerce, Office of Trade and Industry Information)

MANUFACTURING CAPITAL INVESTMENT *Confidence in our state*

South Carolina continues to reap the benefits of excellence in manufacturing. Since 2006, the state has seen capital investment of nearly \$9 billion and nearly 27,000 jobs created from manufacturing companies (Source: South Carolina Department of Commerce, Division of Research Capital Investment Reports).



WORKFORCE *Providing the Labor and Training Manufacturers Need*

South Carolina is ranked as a top five state in the United States in high employment concentration for many technical occupations manufacturers rely on including:

SOC Code	Occupation Title	Top Five Ranking
172041	Chemical Engineers	4
172112	Industrial Engineers	2
173026	Industrial Engineering Technicians	3
512091	Fiberglass Laminators and Fabricators	4
512092	Team Assemblers	2
514033	Grinding, Lapping, Polishing, and Buffing Machine Tool Setters, Operators, and Tenders, Metal and Plastic	5
514191	Heat Treating Equipment Setters, Operators, and Tenders, Metal and Plastic	4
516091	Extruding and Forming Machine Setters, Operators, and Tenders, Synthetic and Glass Fibers	1

(Source: U.S. Department of Labor, Bureau of Labor Statistics, May 2008 Occupational Employment Statistics)

Since 2000, South Carolina's workforce training program, readySC™, ranked as a top five training program by *Expansion Management* magazine for providing a ready workforce through training conducted at one of the 16 technical colleges throughout the state. (Source: *Expansion Management* magazine)

RECENT RANKINGS *South Carolina is Recognized Nationally*

- The *National Manufacturing and Logistics Report Card* ranks South Carolina eighth in the nation for manufacturing and logistics. Independently produced by Ball State University, the *National Manufacturing and Logistics Report Card* ranks all 50 states on 19 factors that are important to manufacturers and the transportation and logistics industries. The factors cover education, tax rates and health care. (Source: *The National Manufacturing and Logistics 2008 Report Card*, Ball State University, August 2008)
- Another economic development trade publication, *Business Facilities*, has named South Carolina as the fourth strongest state in the United States for automotive manufacturing growth. (Source: *Business Facilities*, July 2009)
- South Carolina is a right-to-work state and has one of the lowest unionization rates in the United States, ranking third lowest at 3.9 percent. (Source: U.S. Bureau of Labor Statistics, Jan. 28, 2009 data are 2008)
- South Carolina's affordable labor costs have also been recognized. South Carolina is among ten states with the lowest cost of labor on *Business Facilities'* 2009 "Cost of Labor Ranking." The ranking is based on unionization, unemployment insurance, worker's compensation premiums, hourly pay in manufacturing, average annual pay in the private sector and average employer cost for an "employee plus one" health care premium. (Source: *Business Facilities*, July 2009)